

3CF TOP MOUNT FANS



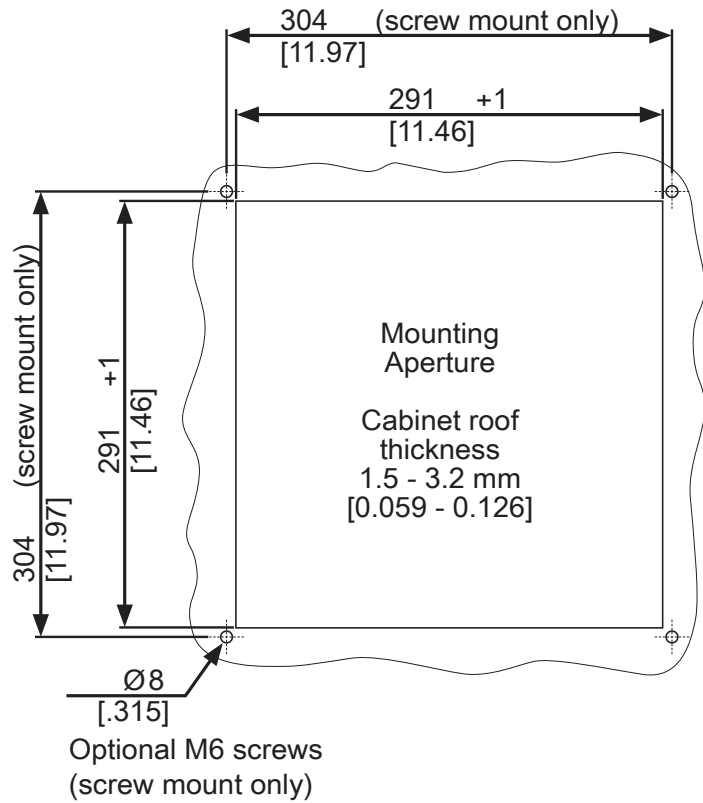
Description

Color:	RAL 7035
Material:	Mild steel, powder coated
Ingress protection:	NEMA 12
Approvals:	CE, cURus UL Recognized Type 12
Min enclosure depth:	≥ 14

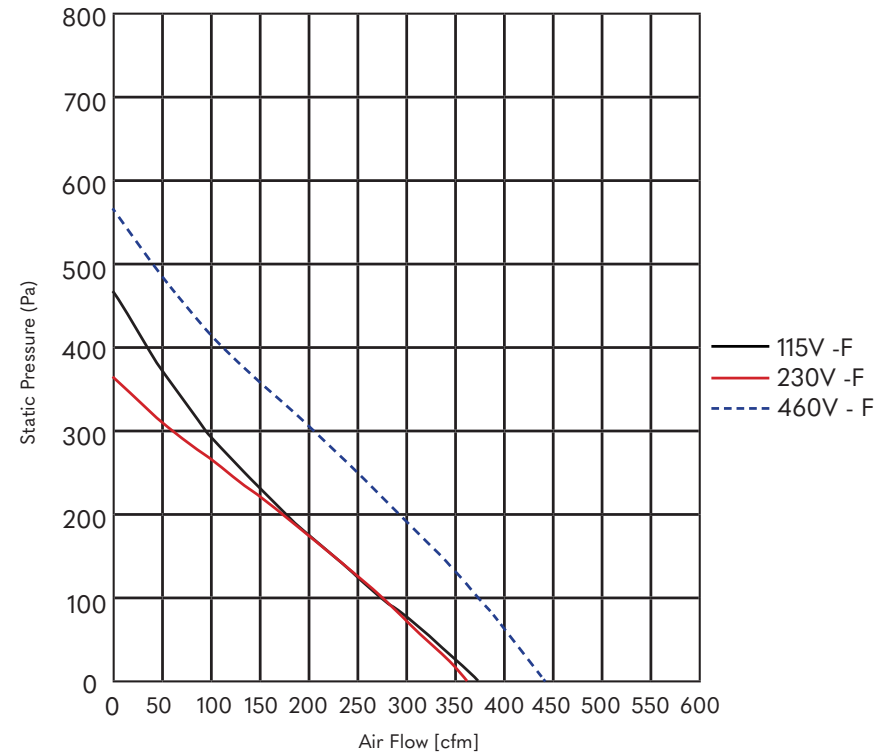
Technical data for:

	SCE-N12TM3CF120V	SCE-N12TM3CF230V	SCE-N12TM3CF460V3
Model number:	6095A3000SG	6095A4000SG	6095A9000SG
Operating temperature range:	14°F - + 131°F	14°F - + 131°F	14°F - + 131°F
Air volume flow:	370 cfm	370 cfm	370 cfm
Static pressure:	470 Pa	360 Pa	570 Pa
Mounting:	Top mounted	Top mounted	Top mounted
Dimension H x W x D:	5.8 x 18 x 18 inch	5.8 x 18 x 18 inch	5.8 x 18 x 18 inch
Weight:	14.1 lbs	14.1 lbs	14.1 lbs
Cut out dimensions:	11.46 x 11.46 inch	11.46 x 11.46 inch	11.46 x 11.46 inch
Voltage / Frequency:	120 V ~ 60 Hz	230 V ~ 50/60 Hz	400/460 V - 50/60 Hz 3~
Rated current:	0.88 A	Max 0.50 A	Max 0.32 A
Power consumption:	108 W	Max 116 W	Max 145 W
Degree of separation:	85% - DIN 24185	85% - DIN 24185	85% - DIN 24185
Filter class:	G3	G3	G3
Noise level:	70 dB(A)	70 dB(A)	70 dB(A)
Connection:	4 - Push pin connectors	4 - Push pin connectors	4 - Push pin connectors
Minimum tightening torque:	45 in-lb	45 in-lb	45 in-lb
Minimum exhaust filter intake:	2 x SCE-N12FGA1010(LG) (model number 400040000)	2 x SCE-N12FGA1010(LG) (model number 400040000)	2 x SCE-N12FGA1010(LG) (model number 400040000)

CUTOUT DIMENSIONS



PERFORMANCE GRAPH

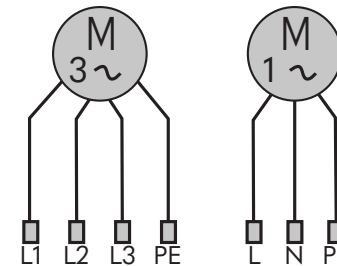


WIRE DIAGRAM

Electrical connection to the top mount fan filters

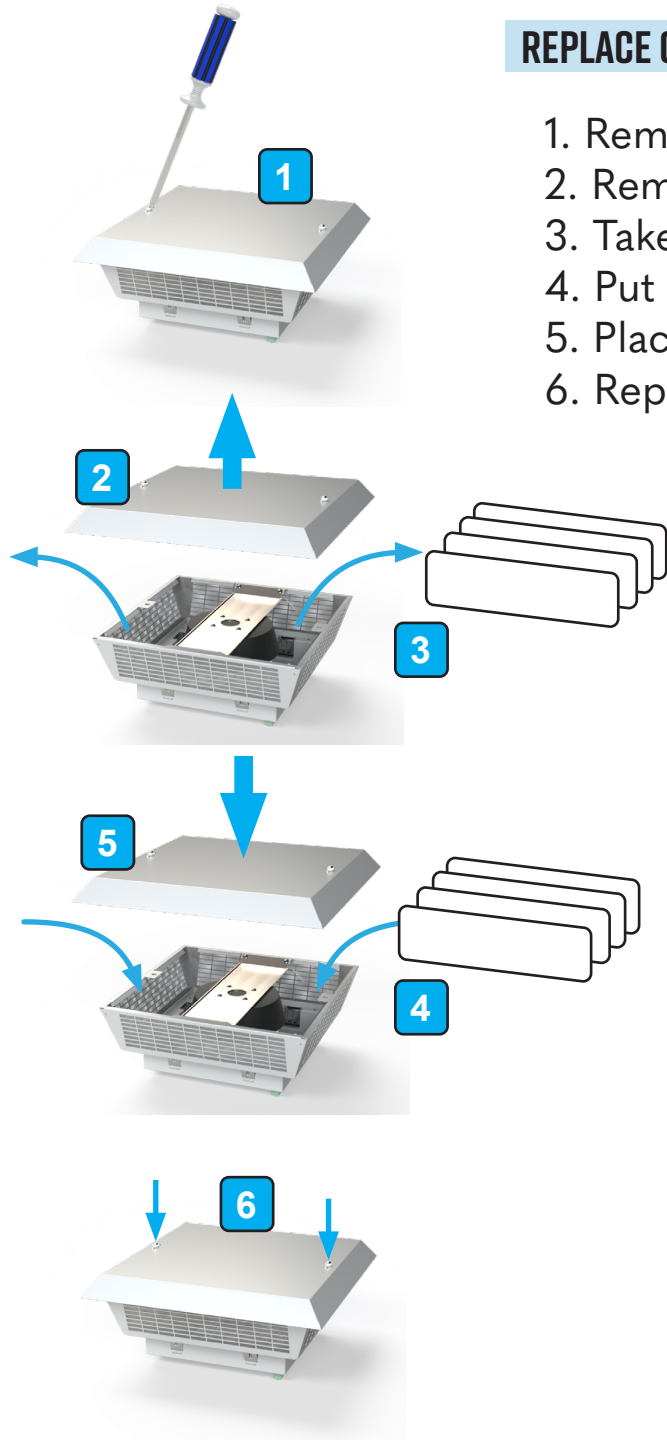
The feed voltage and frequency must be according to the rated values stated on the name plates. The electrical connection must be carried out according to the local norms and safety regulations which govern the use of electrical material.

Electrical connections and repairs must be carried out by qualified personnel only.



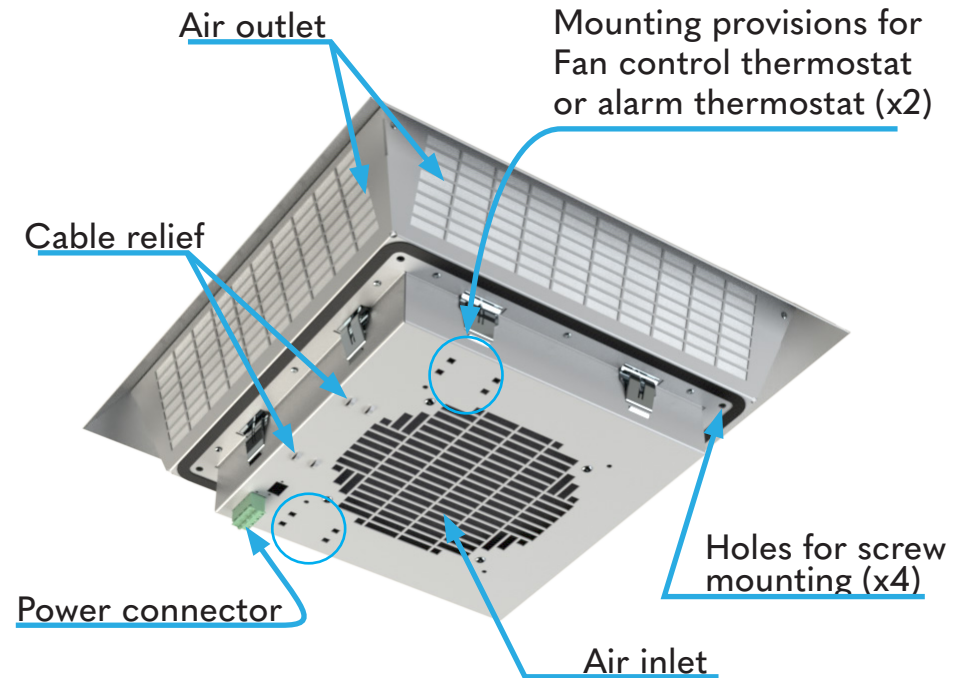
REPLACE OLD FILTERS


1. Remove screws on top.
2. Remove top.
3. Take old out filters.
4. Put new filters in.
5. Place top back on.
6. Replace screws.



For the duration of the replacement the unit must be disconnect from the electrical supply.

BREAKDOWN





Clip mounting:
To secure top mounted fan, push firmly on all four corners until click of the mounting clips can no longer be heard.

Screw mounting:
Minimum tightening torque: 45 in-lb

Air Direction

Standard flow allows cool air to come in through two SCE Nema 12 filters installed in lower part of enclosure, on both sides or door, and then push out the rising warmer air through the top mounted fan.

10" Nema 12 filters



SCE-N12FGA1010



SCE-N12FGA1010LG

*Minimum qty 2 required for Type 12 applications